

CLASS – IV	HOLIDAY HOMEWORK (2025) THEME- EMBRACING NATURE
------------	--

Dear Children,

Summer holidays are a time for fun, rest, and new adventures! They give you a wonderful chance to spend time with your family, explore your interests, and enjoy the sunny days. To keep your minds active and creative during the break, we have prepared some exciting and interesting holiday homework.

This homework is designed to help you revise what you have learned, discover new things, and enjoy learning in a fun way. We encourage you to complete the activities with interest and imagination. Remember, learning never stops, and every small effort you make brings you closer to success!



This summer break, try and make a difference. Children should-

- **Appreciate Nature** – Adopt or grow a plant.
- **Unravel the Artist in them** - Create a new story, try a new recipe with elders, learn new songs, play a new instrument.
- **Spend Time Outdoors** – Go for morning walks, play in parks, and enjoy fresh air.
- **Plant a Tree** – Grow flowers, vegetables, or herbs at home.
- **Observe Nature** – Watch birds, butterflies, and learn about different plants and animals.
- **Save Nature** – Contribute to save our precious environment. Minimize the wastage of resources like water, fuel and electricity.
- **Work on Language Skills** - Read story books and improve your vocabulary.

General instructions:

- The work should be done systematically, neatly, creatively and presented colourfully.
- Follow the instructions carefully.
- Originality of the work will be appreciated.
- All your activities should be neatly labelled with your name, class and section clearly mentioned.

Kindly submit your holiday homework as per the dates allotted for each subject.

Enjoy your summer vacations!

ENGLISH

General Instructions:

- The work should be done creatively.
- Activities 1 to 3 have been allotted Roll no wise.
- Activity 4 to 6 are compulsory for all.
- Handwriting practice is to be done in the Expression notebook.
- Date of Submission: 3rd July, 2025 (Thursday)

(Roll nos. 1 - 7)

1. Nature Craft Model (Eco-Art)

Use natural materials you find around you (like **fallen leaves, twigs, petals, stones**) to create a beautiful piece of **eco-friendly art**, and write a few lines describing it.

How to Make Your Nature Craft:

- **Collect natural things** around your garden, park, or neighborhood:
 - Fallen dry leaves (different shapes and colors)
 - Twigs (small sticks)
 - Petals (flowers that have fallen, not plucked!)
 - Small, clean stones.
 - Seeds, grass, or even shells.
 - **Decide what you want to make:**
Here are 3 fun ideas:
 - A **collage** (a flat picture stuck on paper/cardboard using leaves and petals)
 - A **3D model** (like a mini tree, bird nest, or forest made using twigs and stones)
 - A **nature crown** (a crown you can wear, made by tying leaves and flowers together)
 - **Create your art piece** by sticking or tying the items carefully.
- ✍ **Writing Task (After Craft is Ready):**
- Write a **small poem** (8–10 lines) **OR** write a **short paragraph** describing your creation.

(Roll nos. 8 - 14)

2. Nature Puppets (Stick Puppets or Glove Puppets)

Make two simple puppets of a **nature character** (like a sun, cloud, tree, bird, or river). Imagine that the puppets can **talk** and prepare a small conversation that the puppets will have from their perspective.



(Roll nos. 15 - 20)

3. Word Fishing Game

🎣 "Fish" for words and make sentences using the words you catch!

How to Make the Game:

- a. **Create the Fish:**

- Cut out **10–15 fish shapes** from colored paper or cardboard.
- On each fish, **write one nature-related word**.
Example words: Tree, Sun, Rain, Mountain, Bird, River, Flower.

b. Attach a Paperclip:

- Clip a **small paperclip** to the mouth or top part of each paper fish.
- The paperclip will help you "catch" the fish using a magnet.

c. Make the Fishing Rod:

- Use a **stick, pencil**, or even a straw as the rod.
- Tie a **string** to one end of the rod.
- At the end of the string, attach a **small magnet** (like a fridge magnet).

 **How to Play:**

- Spread all the paper fish in a shallow box ("your pond").
- Use your fishing rod to **catch** a fish by lifting it with the magnet.
- **Look at the word** on the fish you caught.
- **Make three sentences** using that word!

4. Creative Writing (Expressions): (COMPULSORY FOR ALL)

1. Nature's Superheroes

Create your own superhero team where each member is part of nature (eg. Captain River, Lady Forest, Mr. Wind!). Write a thrilling short story where your nature-powered superhero team rises to defend the Earth from the brink of ecological collapse.

2. Sports is an integral part of overall development and growing up years of a student's life. Good sports persons are a source of inspiration for many. Read the lesson, 'Outstanding Sportswomen of Today' (CB, Ch-3), and write a short biography of Serena Williams/ P.V. Sindhu/Sakshi Malik/ Rani Rampal/ Nilima Ghose/ Mary Kom. Use the details given in the lesson and add more information to it from magazines, newspapers and the internet.

5. Handwriting Practice

Let's practice the school script

Write 10 pages of English writing following the school script.

6. Suggested Readings

- The Call of the Wild by Jack London
- The Adventures of Rusty by Ruskin Bond

- **NOTE- Post-vacation worksheets will be shared with students to review their learning and insights from the books, 'The Call of the Wild by Jack London' and 'The Adventures of Rusty'.**

हिंदी

सामान्य दिशा निर्देश :

- गतिविधि 1, 2, 3 और 4 विद्यार्थी अपने अनुक्रमांक (roll no.) के अनुसार ही करेंगे ।
- सुलेख का कार्य सभी विद्यार्थी अपनी अभिव्यक्ति फाइल में करेंगे ।
- देय तिथि - 04.07.25 (शुक्रवार)

अनुक्रमांक - (21 से 25 तक।)

- 'जब अर्थ उलट जाए, तब विलोम बन जाए !'

- 1) विद्यार्थी इन्हीं बातों को ध्यान में रखते हुए अपने आस-पास के वातावरण से संबंधित विलोम शब्दों के किन्हीं पाँच बोध पत्रों (फ्लैश कार्ड) का निर्माण करेंगे ।


संदर्भ के लिए नीचे दी गई छवि का उपयोग करें।



अनुक्रमांक - (26 से 30 तक।)

● 'अनेक शब्द, एक अभिव्यक्ति !'

2) विद्यार्थी इन्हीं बातों को ध्यान में रखते हुए 'अनेक शब्दों के लिए एक शब्द' का हस्तनिर्मित वॉल हैंगिंग बनाएँगे।
संदर्भ के लिए नीचे दी गई छवि का उपयोग करें।



अनुक्रमांक - (31 से 35 तक।)

● 'शब्दों का रंगमंच: एक अर्थ, कई नाम !'

3) विद्यार्थी इन्हीं बातों को ध्यान में रखते हुए एक चार्ट पेपर पर किन्हीं छः पर्यायवाची शब्दों को लिखेंगे।
संदर्भ के लिए नीचे दी गई छवि का उपयोग करें।



अनुक्रमांक - (36 से आगे।)

● मुहावरे विशेष प्रकार के वाक्यांश या शब्द-समूह होते हैं, जिनका शाब्दिक अर्थ न लेकर प्रयुक्त अर्थ समझा जाता है।
ये भाषा को रोचक, प्रभावशाली और जीवंत बनाने का काम करते हैं।

4) विद्यार्थी इन्हीं बातों को ध्यान में रखते हुए A4 आकार की शीट पर किन्हीं छः मुहावरों को उनके अर्थ सहित लिखेंगे। संदर्भ के लिए नीचे दी गई छवि का उपयोग करें।



- 5) लेखन की वर्तनी संबंधी अशुद्धियों में सुधार हेतु विद्यार्थी आठ सुलेख अपनी अभिव्यक्ति फाइल में लिखेंगे।
- 6) 'पुस्तकें मानव जीवन का एक अमूल्य हिस्सा हैं। ये न केवल ज्ञान का भंडार होती हैं, बल्कि हमें सही मार्ग पर चलने की प्रेरणा भी देती हैं।' विद्यार्थी प्रेमचंद की 'ईदगाह' कहानी और मन्नू भंडारी का 'आपका बंटी' उपन्यास का पठन-अभ्यास व ज्ञान-वर्धन हेतु पठन करेंगे। ग्रीष्मावकाश के पश्चात् विद्यार्थियों को इनसे संबंधित कार्यपत्रक भी दिया जाएगा।
- 7) 'मन के भोले-भाले बादल' कविता को कंठस्थ करेंगे।
- 8) 'सिक्किम भारत का एक अद्भुत राज्य है, जो अपनी प्राकृतिक सुंदरता और स्वादिष्ट व्यंजनों के लिए प्रसिद्ध है।' विद्यार्थी सिक्किम राज्य के खान-पान से जुड़ी जानकारी एकत्रित कर अपनी अभिव्यक्ति फाइल में लिखेंगे।

MATHEMATICS


General Instructions:

- Holiday Homework will be graded.
- Activity 1-4 to be done roll number wise as per the given instructions.
- Activity 5 and 6 are compulsory for all.
- Student to write his/her name and class/sec on the presented work at the bottom/behind.
- Work done should be neat and in legible handwriting.
- Date of submission: 7th July, 2025 (Monday)

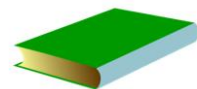
1. Roll No. 21-25: Model of 3-D Objects

Make a model of any two 3-D objects with different volumes (such as rubik's cube, book etc). Label the object and the 3-D shape created.

E.g.




Book - Cuboid



2. Roll No. 26-30: Place value Foldable

Take one 5-digit number and one 6-digit number. Make a place value foldable as shown in the picture below.



3. Roll No. 31-35: My Symmetrical Impressions

Materials Required:

Colourful Clay – 2 pieces
Symmetrical leaves
Paints, Brushes

Instructions:

- Make a rectangular/ circular shape using clay.
 - Collect the symmetrical leaves from the garden/ park.
 - Imprint the leaves on the clay and let it dry for few hours.
 - Paint the symmetrical leaf on the clay and write the plant/ tree name on the back of the clay.
- Attached pictures are for reference.



4. Roll No. 36 onwards: Roman Numerals

Students will cut 1 cm x 1 cm square papers (4 in number for each) and mark them with letters I, X, V, L as per the colour codes given below:

- Yellow colour for all 'I' square papers
- Blue colour for all 'V' square papers
- Red colour for all 'X' square papers
- Green colour for all 'L' square papers

They will note down the age of each family member in their house and paste the coloured square papers representing their age in Roman numerals on an **A3 size sheet** as shown below.

REPRESENTING AGE OF FAMILY MEMBERS USING ROMAN NUMERALS			
S. No.	Relation	Age in Hindu-Arabic Form	Roman Numeral
1	Mother	32 years	X X X I I

5. Practise Mental Math assignments 1 to 10.

6. All the students to learn and write the multiplication tables from 2-15 in their Math lab activity files.

EVS 1

General Instructions:

- Work should be done systematically as per the given instructions.
- Activity 1, 6 and 7 are compulsory for all the students.
- Activities 2 to 5 have been allotted Roll no wise.
- Date of Submission: 8th July, 2025 (Tuesday)

1. Library Project: In your project file, research and write about six endangered animals. For each animal, add several pictures showing the animal, its habitat, causes of their endangerment, and ways to protect them.

Link for reference: https://youtu.be/2faMbrKVibA?si=hC7_SfeyjtugW0W

2. (Roll Nos : 1-5) Make an animal habitats diorama using waste cardboard box.

Link for reference: <https://youtube.com/shorts/6AtGzXuaki8?si=6coHs57Sdxm-8Xji>
<https://youtu.be/JnH1c8ICxmE?si=en0c7KmYkahwCMtd>

3. (Roll Nos: 6-10) Make a healthy food pyramid showing different types of nutrients needed by our body.

Link for reference: https://youtu.be/CHrRxJjG8oY?si=eBT5H2FU7nuPM_fi
<https://youtu.be/hvKtBsuef54?si=iFh1WEjR2a708dO0>

4. (Roll nos : 11-15) Make a model on the internal structure of a tooth.

Link for reference : https://youtu.be/3_vgM4CfCgQ?si=6Ciks3akPa641ehg
<https://youtu.be/soUvHMAPtYY?si=IXYU45Zn1NmOdeYo>

5. (Roll nos: 16-20) Make a wind chime from waste using paper cups, plastic bottles etc.

Link for reference : <https://youtu.be/9GbAEGlkg-o?si=aZ78UPRxdKT7XDCg>
<https://youtu.be/MmSG5fgqCPk?si=0mZ1c-E3yFzbUUVE>

6. A Day Without Plastic: Try to spend one whole day without using anything made of plastic. On an A-3 coloured sheet, write what alternatives you used instead and whether it was easy or difficult. Paste pictures of yourself using these alternative items or draw what you used.

7. Travel Green – Explore Andaman & Nicobar Islands: Imagine you are an eco-tour guide creating a travel brochure for the beautiful Andaman & Nicobar Islands. On an A-3 coloured sheet, design a brochure that includes:

- Nature's Treasures: Animals, coral reefs, forests, and beaches
- Popular Places to Visit: Historical and natural attractions
- Local Cuisines: Traditional dishes of the islands
- Fun Facts: Interesting trivia about the islands
- A closing slogan or message encouraging sustainable tourism

Link for reference : <https://youtube.com/shorts/HAX7YDjmAEY?si=4rb32YVVKtitOXF3>
<https://youtube.com/shorts/E1fOZ6exwdM?si=PYkmnyOGWUmffMLn>

EVS 2

General Instructions:

- EVS-2 Homework (Library Project) to be done in the second half of EVS Project file.
- Activity 1 and Activity 3 are compulsory for all.
- Activity 2 is allotted roll number wise.
- Work should be done systematically as per the given instructions.
- Date of submission: 9th July, 2025 (Wednesday)

1. Eco-Hero Mask Making Activity

Let's celebrate the beauty of nature by becoming Eco-Heroes — protectors of trees, rivers, animals, and the Earth.

Create Your Eco-Hero Mask:

- Choose an element from nature — an animal (like a butterfly, tiger, bird) or a tree (like a banyan, oak, mango tree).
- Design and create a mask representing your chosen character.
- You can use eco-friendly materials like cardboard, leaves, twigs, cloth scraps, coloured paper, etc.
- Decorate it with natural colours and creative designs to make it vibrant and attractive!
- Give your Eco-Hero a name (for example: Captain Banyan, Butterfly Girl, River Ranger, Solar Boy).

Materials Suggested:

- Cardboard sheets, coloured paper, old newspapers, dry leaves, twigs, fabric pieces, strings, eco-friendly paints, glue, scissors.

Important Tips:

- Be original and creative!
- Keep your design eco-friendly — avoid plastic and glitter.
- Think about a strong message to spread awareness about protecting nature.

Sample Names for Inspiration:

- Captain Banyan (spreads seeds and grows forests!)
- Butterfly Girl (helps flowers bloom and protects pollinators!)
- Ocean Saver (cleans the oceans and saves sea animals!)

2. Make a 3-D model (preferably using waste materials) on:

(Roll no. 21-25)

Model on **Himalayan Ranges (Himadri, Himachal and Shiwalik)**

(Roll no. 26-30)

Model on **means of transport and communication**

(Roll no. 31-35)

Model of **Terrace Farming**

(Roll no. 36 onwards)

Model on **sources of water**

3. LIBRARY PROJECT

Indian culture is the heritage of social norms, ethical values, traditional customs, belief systems, artifacts and technologies that originated in or are associated with the ethno-linguistically diverse Indian subcontinent. The term also applies beyond India to countries and cultures whose histories are strongly connected to India by Immigration, colonization, or influence, particularly in South Asia and Southeast Asia. India's languages, religions, dance, music, architecture, food and customs differ from place to place within the country.

Write about Dresses, Monuments, Festivals, Languages, Music and Dances of **Sikkim** and any two states of India. NOTE: Refer to Ch-17 Our Rich Culture given in EVS-II textbook. Try to be creative in your presentation.

COMPUTER SCIENCE

General Instructions:

- **Activity 1 is compulsory for all students.**
- **Activity 2 to be done roll number wise as per the given instructions.**
- **Poster should be created in MS Word only.**
- **Kindly upload your entries in the Computer Google Classroom in PDF format.**
- **Date of Submission for activity 1 and 2 both: 2nd July, 2025 (Wednesday)**

ACTIVITY 1

Create a Poster by using different tools of MS Word application. Few pictures have been shared for your reference.

“EVOLUTION OF DIGITAL WORLD” Explore the fascinating journey of digital transformation, from its pre-internet roots to the current era of generative AI.

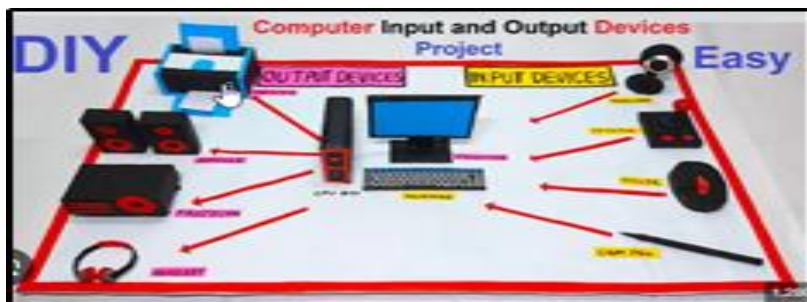
OR

“GO GREEN” Encourage people to adopt environment friendly habits



ACTIVITY 2

Roll no (1-5)- Computer Model: Create a 3D model of Computer, its Input and Output Devices using cardboard, clay or any other materials. A picture has been shared for your reference.



Roll no (6-10)- Create a model of “Motherboard showing its different components” or “Components inside a System Unit” . A picture has been shared for your reference.



Roll no (11-15) Internet Services Model: Develop a model highlighting various internet services such as email, web browsing, websites and online shopping etc.



Roll no (16-20) Types of Operating System: Create a model illustrating different types of operating systems like Windows, Android etc.



ART AND CRAFT

General Instructions:

- Complete all your work yourself.
- The work should be neatly done.
- Art and Craft homework is compulsory for all.
- Date of Submission: 8th July, 2025 (Tuesday)

1. It's time to learn: Practice art book pages-

Page No. 22- Horse collage making

Page No. 30- A tropical fish

Page No. 50-51- Let's do spray painting

Page No. 52- Papier-mache pen stand

2. Sketch File Topic: - World Environment Day Poster



3. Craft activity:- Wall hanging using seashells

A seashell wall hanging inspired by the **Andaman and Nicobar Islands** is a beautiful way to celebrate their natural charm, vibrant marine life, and skilled local artisanship. Here's a concept and description that might help you visualize or even create such a piece.

Reference link:-<https://youtube.com/shorts/PAShqDPx2mc?feature=shared>

